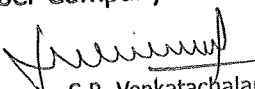


Name of the Company :		Elgi Rubber Company Limited	
Scrip Code : ELGIRUBCO		Quarter ended: 30/09/2015	
Partly paid-up shares:-		No. of partly paid-up shares	As a % of total no. of partly paid-up shares
Held promoter/promoter group		0.00	0.00
Held by public		0.00	0.00
Total		0.00	0.00
Outstanding convertible securities:-		No. of outstanding securities	As a % of total no. of outstanding convertible securities
Held promoter/promoter group		0.00	0.00
Held by public		0.00	0.00
Total		0.00	0.00
Warrants:-		No. of warrants	As a % of total no. of warrants
Held promoter/promoter group		0.00	0.00
Held by public		0.00	0.00
Total		0.00	0.00
Total paid-up capital of the company, assuming full conversion of warrants and convertible securities		0.00	0.00


Name of the Company :		Elgi Rubber Company Limited						
Scrip Code : ELGIRUBCO		Quarter ended: 30/09/2015						
Category code	Category of Shareholder	Number of Shareholders	Total number of shares	No. of shares held in dematerialised form	Total shareholding as a percentage of total no. of shares		Shares pledged or otherwise encumbered	
					As a percentage of (A+B)	As a percentage of (A+B+C)	No. of shares	As a percentage
(I)	(II)	(III)	(IV)	(V)	(VI)	(VII)	(VIII)	(IX)=(VIII)/(IV)*100
(A)	Shareholding of Promoter and Promoter Group							
1	Indian							
(a)	Individuals/ Hindu Undivided Family	8	2,70,49,078	2,70,49,078	54.04	54.04	-	-
(b)	Central Government/ State Government(s)	-	-	-	-	-	-	-
(c)	Bodies Corporate	2	43,05,175	43,05,175	8.60	8.60	-	-
(d)	Financial Institutions/ Banks	-	-	-	-	-	-	-
(e)	Any Others(Specify)	-	-	-	-	-	-	-
	Sub Total(A)(1)	10	3,13,54,253	3,13,54,253	62.65	62.65	-	-
2	Foreign							
(a)	Individuals (Non-Residents Individuals/ Foreign Individuals)	-	-	-	-	-	-	-
(b)	Bodies Corporate	-	-	-	-	-	-	-
(c)	Institutions	-	-	-	-	-	-	-
(d)	Qualified Foreign Investor	-	-	-	-	-	-	-
(e)	Any Others(Specify)	-	-	-	-	-	-	-
	Sub Total(A)(2)	-	-	-	-	-	-	-
	Total Shareholding of Promoter and Promoter Group (A)= (A)(1)+(A)(2)	10	3,13,54,253	3,13,54,253	62.65	62.65	-	-
(B)	Public shareholding							
1	Institutions							
(a)	Mutual Funds/ UTI	3	815	675	-	-	NA	NA
(b)	Financial Institutions/ Banks	2	36,834	36,834	0.07	0.07	NA	NA
(c)	Central Government/ State Government(s)	1	11,79,696	11,79,696	2.36	2.36	NA	NA
(d)	Venture Capital Funds	-	-	-	-	-	NA	NA
(e)	Insurance Companies	2	13,09,943	13,09,943	2.62	2.62	NA	NA
(f)	Foreign Institutional Investors	-	-	-	-	-	NA	NA
(g)	Foreign Venture Capital Investors	-	-	-	-	-	NA	NA
(h)	Qualified Foreign Investor	-	-	-	-	-	NA	NA
(i)	Any Other (specify)	-	-	-	-	-	NA	NA
	Sub-Total (B)(1)	8	25,27,288	25,27,148	5.05	5.05	NA	NA

For Elgi Rubber Company Limited


S.R. Venkatachalam
Vice President - Finance

B 2	Non-institutions								
(a)	Bodies Corporate	213	28,68,701	26,66,942	5.33	5.33	NA	NA	
(b)	Individuals								
(b-i)	Individual shareholders holding nominal share capital up to Rs. 1 lakh	10,411	1,05,01,459	87,06,955	21.16	21.16	8,823	0.08	
(b-ii)	Individual shareholders holding nominal share capital in excess of Rs. 1 lakh	9	20,69,689	16,00,839	4.13	4.13	NA	NA	
(c)	Qualified Foreign Investor	-	-	-	-	-	NA	NA	
(d)	Any Other (specify)	-	-	-	-	-	NA	NA	
(d-i)	Clearing Member	51	65,481	65,481	0.13	0.13	NA	NA	
(d-ii)	Individual Directors	1	116	116	-	-	NA	NA	
(d-iii)	NRI(Repatriate)	53	58,835	55,985	0.12	0.12	NA	NA	
(d-iv)	NRI(Non-Repatriate)	24	30,577	30,577	0.05	0.05	NA	NA	
(d-v)	Hindu Undivided Family	322	6,85,601	6,85,601	1.37	1.37	NA	NA	
	Sub-Total (B)(2)	11,084	1,61,68,459	1,40,92,496	32.30	32.30	8,823	0.05	
(B)	Total Public Shareholding (B)= (B)(1)+(B)(2)	11,092	1,66,96,747	1,66,19,644	37.35	37.35	8,823	0.05	
	TOTAL (A)+(B)	11,102	5,00,50,000	4,79,73,897	100.00	100.00	8,823	0.02	
(C)	Shares held by Custodians and against which Depository Receipts have been issued								
1	Promoter & Promoter group	-	-	-	-	-	-	-	
2	Public	-	-	-	-	-	-	-	
	GRAND TOTAL (A)+(B)+(C)	11,102	5,00,50,000	4,79,73,897	100.00	100.00	8,823	0.02	

For Elgi Rubber Company Limited


S.R. Venkatachalam
Vice President - Finance


(I)(b) Statement showing holding of securities (including shares, warrant, convertible securities) of persons belonging to the category "Promoter and Promoter Group"

Sl. No.	Name of Shareholder	Details of shares held		Encumbered shares			Details of warrants		Details of convertible securities		Total shares (including underlying shares assuming full conversion of warrants and convertible securities) as a % of diluted share capital
		Number	As a % of grand total (A)+(B)+(C)	Number	As a percentage	As a % of grand total (A)+(B)+(C) of sub-clause(I)(a)	No. of warrants held	As a % total no. of warrants of the same class	No. of convertible securities	% w.r.t total no. of convertible securities of the same class	
(I)	(II)	(III)	(IV)	(V)	(VI) = (V) / (III)*100	(VII)	(VIII)	(IX)	(X)	(XI)	(XII)
1	Sudarsan Varadaraj	2,23,72,014	44.70	0	0.00	0.00	0	0.00	0	0.00	44.70
2	LRG Technologies Limited	35,41,475	7.08	0	0.00	0.00	0	0.00	0	0.00	7.08
3	Harsha Varadaraj	22,52,635	4.50	0	0.00	0.00	0	0.00	0	0.00	4.50
4	Varshini Varadaraj	22,52,635	4.50	0	0.00	0.00	0	0.00	0	0.00	4.50
5	Elgi Equipment Limited	7,63,700	1.53	0	0.00	0.00	0	0.00	0	0.00	1.53
6	Dr.Jairam Varadaraj	1,41,750	0.28	0	0.00	0.00	0	0.00	0	0.00	0.28
7	Sumanth R	8,792	0.02	0	0.00	0.00	0	0.00	0	0.00	0.02
8	Anvar Jay Varadaraj	7,084	0.01	0	0.00	0.00	0	0.00	0	0.00	0.01
9	Maya Jay Varadaraj	7,084	0.01	0	0.00	0.00	0	0.00	0	0.00	0.01
10	Varun Jay Varadaraj	7,084	0.01	0	0.00	0.00	0	0.00	0	0.00	0.01
TOTAL		3,13,54,253	62.65	0	0.00	0.00	0	0.00	0	0.00	62.65

(I)(c)(i) Statement showing holding of securities (including shares, warrant, convertible securities) persons belonging to the category 'Public' and holding more than 1% of the total number of shares

Sl. No.	Name of Shareholder	No. of shares	Shares as a percentage of total No. of shares (I.e Grand total (A+B+C) indicated in statement as para (I) (a) above)	Details of warrants		Details of convertible securities		Total shares (including underlying shares assuming full conversion of warrants and convertible securities) as a % of diluted share capital
				No. of warrants held	As a % total no. of warrants of the same class	No. of convertible securities	% w.r.t total no. of convertible securities of the same class	
1	The Tamilnadu Industrial Investment Corporation Ltd	11,79,696	2.36	0	0.00	0	0.00	2.36
2	Amrit Petroleums Pvt Ltd	9,99,223	2.00	0	0.00	0	0.00	2.00
3	The Oriental Insurance Company Limited	9,61,370	1.92	0	0.00	0	0.00	1.92
4	Mayank Jashwantlal Shah	6,38,678	1.28	0	0.00	0	0.00	1.28
TOTAL		37,78,967	7.56	0	0.00	0	0.00	7.56

For Elgi Rubber Company Limited



S.R. Venkatachalam.
Vice President - Finance

(l)(c)(ii) Statement showing holding of securities (including shares, warrant, convertible securities) of persons (together with PAC) belonging to the category 'Public' and holding more than 5% of the total number of shares of the Company

Sl. No.	Name of Shareholder	No. of shares	Shares as a percentage of total No. of shares (i.e Grand total (A+B+C) indicated in statement as para (1) (a) above)	Details of warrants		Details of convertible securities		Total shares (including underlying shares assuming full conversion of warrants and convertible securities) as a % of diluted share capital
				No. of warrants held	As a % total no. of warrants of the same class	No. of convertible securities	% w.r.t total no. of convertible securities of the same class	
			Nil					


(l)(d) Statement showing details of locked-in-shares

Sl. No.	Name of Shareholder	No. of shares	Category of shareholders (Promoters/Public)	Shares as a percentage of total No. of shares (i.e Grand total (A+B+C) indicated in statement as para (1) (a) above)
		Nil		

(ii)(a) Statement showing details of Depository Receipts (DRs)

Sl. No.	Type of outstanding DR (ADRs, GDRs, SDRs, etc.)	No. of outstanding DRs	Number of shares underlying outstanding DRs	Shares underlying outstanding DRs as a percentage of total No. of shares (i.e Grand total (A+B+C) indicated in statement as para (1) (a) above)
		NOT APPLICABLE		

For Elgi Rubber Company Limited


S.R. Venkatachalam
Vice President - Finance

