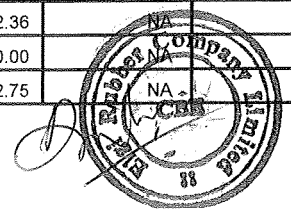


Name of the Company :		Elgi Rubber Company Limited		
Scrip Code : ELGIRUBCO		Quarter ended: 30/09/2013		
Partly paid-up shares:-		No. of partly paid-up shares	As a % of total no. of partly paid-up shares	As a % of total no. of shares of the company
Held promoter/promoter group		0.00	0.00	0.00
Held by public		0.00	0.00	0.00
Total		0.00	0.00	0.00
Outstanding convertible securities:-		No. of outstanding securities	As a % of total no. of outstanding convertible securities	As a % of total no. of shares of the company, assuming full conversion of the convertible securities
Held promoter/promoter group		0.00	0.00	0.00
Held by public		0.00	0.00	0.00
Total		0.00	0.00	0.00
Warrants:-		No. of warrants	As a % of total no. of warrants	As a % of total no. of shares of the company, assuming full conversion of warrants
Held promoter/promoter group		0.00	0.00	0.00
Held by public		0.00	0.00	0.00
Total		0.00	0.00	0.00
Total paid-up capital of the company, assuming full conversion of warrants and convertible securities			0.00	0.00

Name of the Company :		Elgi Rubber Company Limited						
Scrip Code : ELGIRUBCO		Quarter ended: 30/09/2013						
Category code	Category of Shareholder	Number of Shareholders	Total number of shares	No. of shares held in dematerialised form	Total shareholding as a percentage of total no. of shares		Shares pledged or otherwise encumbered	
					As a percentage of (A+B)	As a percentage of (A+B+C)	No. of shares	As a percentage
(I)	(II)	(III)	(IV)	(V)	(VI)	(VII)	(VIII)	(IX)=(VIII)/(IV)*100
(A)	Shareholding of Promoter and Promoter Group							
1	Indian							
(a)	Individuals/ Hindu Undivided Family	13	26,205,324	26,205,324	52.36	52.36	-	0.00
(b)	Central Government/ State Government(s)	-	-	-	0.00	0.00	-	0.00
(c)	Bodies Corporate	2	4,305,175	4,305,175	8.60	8.60	-	0.00
(d)	Financial Institutions/ Banks	-	-	-	0.00	0.00	-	0.00
(e)	Any Others(Specify)	-	-	-	0.00	0.00	-	0.00
	Sub Total(A)(1)	15	30,510,499	30,510,499	60.96	60.96	-	0.00
2	Foreign							
(a)	Individuals (Non-Residents Individuals/ Foreign Individuals)	-	-	-	0.00	0.00	-	0.00
(b)	Bodies Corporate	-	-	-	0.00	0.00	-	0.00
(c)	Institutions	-	-	-	0.00	0.00	-	0.00
(d)	Qualified Foreign Investor	-	-	-	0.00	0.00	-	0.00
(e)	Any Others(Specify)	-	-	-	0.00	0.00	-	0.00
	Sub Total(A)(2)	-	-	-	0.00	0.00	-	0.00
	Total Shareholding of Promoter and Promoter Group (A)= (A)(1)+(A)(2)	15	30,510,499	30,510,499	60.96	60.96	-	0.00
(B)	Public shareholding							
1	Institutions							
(a)	Mutual Funds/ UTI	3	815	675	0.00	0.00	NA	NA
(b)	Financial Institutions/ Banks	2	36,834	36,834	0.07	0.07	NA	NA
(c)	Central Government/ State Government(s)	1	1,179,696	1,179,696	2.36	2.36	NA	NA
(d)	Venture Capital Funds	-	-	-	0.00	0.00	NA	NA
(e)	Insurance Companies	2	1,375,041	1,375,041	2.75	2.75	NA	NA



(f)	Foreign Institutional Investors	-	-	-	0.00	0.00	NA	NA
(g)	Foreign Venture Capital Investors	-	-	-	0.00	0.00	NA	NA
(h)	Qualified Foreign Investor	-	-	-	0.00	0.00	NA	NA
(l)	Any Other (specify)							
	Sub-Total (B)(1)	8	2,592,386	2,592,246	5.18	5.18	NA	NA
B 2	Non-institutions							
(a)	Bodies Corporate	291	2,700,127	2,697,368	5.39	5.39	NA	NA
(b)	Individuals							
(b-I)	Individual shareholders holding nominal share capital up to Rs 1 lakh	11,742	12,083,519	9,904,587	24.14	24.14	NA	NA
(b-II)	Individual shareholders holding nominal share capital in excess of Rs. 1 lakh.	10	1,983,341	1,797,491	3.96	3.96	NA	NA
(c)	Qualified Foreign Investor	-	-	-	0.00	0.00	NA	NA
(d)	Any Other (specify)							
(d-i)	Individual Directors	2	1,166	116	0.00	0.00	NA	NA
(d-ii)	NRI(Repatriate)	76	106,521	103,671	0.21	0.21	NA	NA
(d-iii)	NRI(Non-Repatriate)	34	72,441	72,441	0.14	0.14	NA	NA
	Sub-Total (B)(2)	12,155	16,947,115	14,575,674	33.86	33.86	NA	NA
(B)	Total Public Shareholding (B)= (B)(1)+(B)(2)	12,163	19,539,501	17,167,920	39.04	39.04	NA	NA
	TOTAL (A)+(B)	12,178	50,050,000	47,678,419	100.00	100.00	-	0.00
(C)	Shares held by Custodians and against which Depository Receipts have been issued							
1	Promoter & Promoter group	-	-	-	0.00	0.00	-	0.00
2	Public	-	-	-	0.00	0.00	NA	NA
	GRAND TOTAL (A)+(B)+(C)	12,178	50,050,000	47,678,419	100.00	100.00	-	0.00

For Elgi Rubber Company Limited




C Shankar
C Shankar
GM Finance & Company Secretary

(I)(b) Statement showing holding of securities (including shares, warrant, convertible securities) of persons belonging to the category "Promoter and Promoter Group"

Sl. No.	Name of Shareholder	Details of shares held		Encumbered shares			Details of warrants		Details of convertible securities		Total shares (including underlying shares assuming full conversion of warrants and convertible securities) as a % of diluted share capital
		Number	As a % of grand total (A)+(B)+(C)	Number	As a percentage	As a % of grand total (A)+(B)+(C) of sub-clause(I) (a)	No. of warrants held	As a % total no. of warrants of the same class	No. convertible securities	% w.r.t total no. of convertible securities of the same class	
(I)	(II)	(III)	(IV)	(V)	(VI) = (V)/ (III)*100	(VII)	(VIII)	(IX)	(X)	(XI)	(XII)
1	Sudarsan Varadaraj	21,201,073	42.36	0	0.00	0.00	0	0.00	0	0.00	42.36
2	LRG Technologies Limited	3,541,475	7.08	0	0.00	0.00	0	0.00	0	0.00	7.08
3	Harsha Varadaraj	2,252,635	4.50	0	0.00	0.00	0	0.00	0	0.00	4.50
4	Varshini Varadaraj	2,252,635	4.50	0	0.00	0.00	0	0.00	0	0.00	4.50
5	Elgi Equipment Limited	763,700	1.53	0	0.00	0.00	0	0.00	0	0.00	1.53
6	Vinay Balaji	152,600	0.30	0	0.00	0.00	0	0.00	0	0.00	0.30
7	Dr.Jairam Varadaraj	141,750	0.28	0	0.00	0.00	0	0.00	0	0.00	0.28
8	T Balaji Naidu	77,609	0.16	0	0.00	0.00	0	0.00	0	0.00	0.16
9	Gayathri Balaji	74,200	0.15	0	0.00	0.00	0	0.00	0	0.00	0.15
10	Uday Balaji	20,944	0.04	0	0.00	0.00	0	0.00	0	0.00	0.04
11	Sumanth R	7,875	0.02	0	0.00	0.00	0	0.00	0	0.00	0.02
12	Anvar Jay Varadaraj	7,084	0.01	0	0.00	0.00	0	0.00	0	0.00	0.01
13	Maya Jay Varadaraj	7,084	0.01	0	0.00	0.00	0	0.00	0	0.00	0.01
14	Varun Jay Varadaraj	7,084	0.01	0	0.00	0.00	0	0.00	0	0.00	0.01
15	Ramamurthi L G	2,751	0.01	0	0.00	0.00	0	0.00	0	0.00	0.01
TOTAL		30,510,499	60.96	0	0.00	0.00	0	0.00	0	0.00	60.96

For Elgi Rubber Company Limited



C Shankar
C Shankar
GM Finance & Company Secretary

(I)(c)(i) Statement showing holding of securities (including shares, warrant, convertible securities) persons belonging to the category 'Public' and holding more than 1% of the total number of shares


Sl. No.	Name of Shareholder	No. of shares	Shares as a percentage of total No. of shares (i.e Grand total (A+B+C) indicated in statement as para (1) (a) above)	Details of warrants		Details of convertible securities		Total shares (including underlying shares assuming full conversion of warrants and convertible securities) as a % of diluted share capital
				No. of warrants held	As a % total no. of warrants of the same class	No. of convertible securities	% w.r.t total no. of convertible securities of the same class	
1	The Tamilnadu Industrial Investment Corporation Ltd	1,179,696	2.36	0	0.00	0	0.00	2.36
2	The Oriental Insurance Company Limited	1,026,468	2.05	0	0.00	0	0.00	2.05
3	Sudarshan Securities Private Limited	817,223	1.63	0	0.00	0	0.00	1.63
4	Mayank Jashwantlal Shah	638,678	1.28	0	0.00	0	0.00	1.28
	TOTAL	3,662,065	7.32	0	0.00	0	0.00	7.32

(I)(c)(ii) Statement showing holding of securities (including shares, warrant, convertible securities) of persons (together with PAC) belonging to the category 'Public' and holding more than 5% of the total number of shares of the Company

Sl. No.	Name of Shareholder	No. of shares	Shares as a percentage of total No. of shares (i.e Grand total (A+B+C) indicated in statement as para (1) (a) above)	Details of warrants		Details of convertible securities		Total shares (including underlying shares assuming full conversion of warrants and convertible securities) as a % of diluted share capital
				No. of warrants held	As a % total no. of warrants of the same class	No. of convertible securities	% w.r.t total no. of convertible securities of the same class	
			Nil					
	TOTAL							

(I)(d) Statement showing details of locked-in-shares

Sl. No.	Name of Shareholder	No. of shares	Category of shareholders (Promoters/Public)	Shares as a percentage of total No. of shares (i.e Grand total (A+B+C) indicated in statement as para (1) (a) above)
	Nil			



For Elgi Rubber Company Limited

C Shankar

C Shankar

Finance & Company Secretary

(II)(a) Statement showing details of Depository Receipts (DRs)

Sl. No.	Type of outstanding DR (ADRs, GDRs, SDRs, etc.)	No. of outstanding DRs	Number of shares underlying outstanding DRs	Shares underlying outstanding DRs as a percentage of total No. of shares (i.e Grand total (A+B+C) indicated in statement as para (1) (a) above)
	NOT APPLICABLE			
	TOTAL			


(II)(b) Statement showing Holding of Depository Receipts (DRs), where underlying shares held by Promoter/ Promoter group are in excess of 1% of the total number of shares

Sl. No.	Name of the DR holder	Type of outstanding DR (ADRs, GDRs, SDRs, etc.)	Number of shares underlying outstanding DRs	Shares underlying outstanding DRs as a percentage of total No. of shares (i.e Grand total (A+B+C) indicated in statement as para (1) (a) above)
	NOT APPLICABLE			
	TOTAL			

(III)(a) Statement showing the voting pattern of shareholders, if more than one class of shares/ securities is issued by the issuer

Category code	Category of Shareholder	Number of Voting rights held in each class of securities			Total Voting Rights (III=IV=V) (VI)	Total shareholding as a percentage of total no. of shares	
		Class X (III)	Class Y (IV)	Class Z (V)		As a percentage of (A+B) (VII)	As a percentage of (A+B+C) (VIII)
	NOT APPLICABLE						

For Elgi Rubber Company Limited



C Shankar
C Shankar
GM Finance & Company Secretary