



Name of the Company :		Elgi Rubber Company Limited		
Scrip Code : ELGIRUBCO		Quarter ended: 31/03/2014		
Partly paid-up shares:-		No. of partly paid-up shares	As a % of total no. of partly paid-up shares	As a % of total no. of shares of the company
Held promoter/promoter group		0.00	0.00	0.00
Held by public		0.00	0.00	0.00
Total		0.00	0.00	0.00
Outstanding convertible securities:-		No. of outstanding securities	As a % of total no. of outstanding convertible securities	As a % of total no. of shares of the company, assuming full conversion of the convertible securities
Held promoter/promoter group		0.00	0.00	0.00
Held by public		0.00	0.00	0.00
Total		0.00	0.00	0.00
Warrants:-		No. of warrants	As a % of total no. of warrants	As a % of total no. of shares of the company, assuming full conversion of warrants
Held promoter/promoter group		0.00	0.00	0.00
Held by public		0.00	0.00	0.00
Total		0.00	0.00	0.00
Total paid-up capital of the company, assuming full conversion of warrants and convertible securities		0.00	0.00	0.00

Name of the Company :		Elgi Rubber Company Limited						
Scrip Code : ELGIRUBCO		Quarter ended: 31/03/2014						
Category code	Category of Shareholder	Number of Shareholders	Total number of shares	No. of shares held in dematerialised form	Total shareholding as a percentage of total no. of shares		Shares pledged or otherwise encumbered	
					As a percentage of (A+B)	As a percentage of (A+B+C)	No. of shares	As a percentage
(I)	(II)	(III)	(IV)	(V)	(VI)	(VII)	(VIII)	(IX)=(VIII)/(IV)*100
(A)	Shareholding of Promoter and Promoter Group							
1	Indian							
(a)	Individuals/ Hindu Undivided Family	9	26,969,898	26,969,898	53.89	53.89	-	0.00
(b)	Central Government/ State Government(s)	-	-	-	0.00	0.00	-	0.00
(c)	Bodies Corporate	2	4,305,175	4,305,175	8.60	8.60	-	0.00
(d)	Financial Institutions/ Banks	-	-	-	0.00	0.00	-	0.00
(e)	Any Others(Specify)	-	-	-	0.00	0.00	-	0.00
	Sub Total(A)(1)	11	31,275,073	31,275,073	62.49	62.49	-	0.00
2	Foreign							
(a)	Individuals (Non-Residents Individuals/ Foreign Individuals)	-	-	-	0.00	0.00	-	0.00
(b)	Bodies Corporate	-	-	-	0.00	0.00	-	0.00
(c)	Institutions	-	-	-	0.00	0.00	-	0.00
(d)	Qualified Foreign Investor	-	-	-	0.00	0.00	-	0.00
(e)	Any Others(Specify)	-	-	-	0.00	0.00	-	0.00
	Sub Total(A)(2)	-	-	-	0.00	0.00	-	0.00
	Total Shareholding of Promoter and Promoter Group (A)= (A)(1)+(A)(2)	11	31,275,073	31,275,073	62.49	62.49	-	0.00
(B)	Public shareholding							
1	Institutions							
(a)	Mutual Funds/ UTI	3	815	675	0.00	0.00	NA	NA
(b)	Financial Institutions/ Banks	2	36,834	36,834	0.07	0.07	NA	NA
(c)	Central Government/ State Government(s)	1	1,179,696	1,179,696	2.36	2.36	NA	NA
(d)	Venture Capital Funds	-	-	-	0.00	0.00	NA	NA
(e)	Insurance Companies	2	1,360,041	1,360,041	2.72	2.72	NA	NA
(f)	Foreign Institutional Investors	-	-	-	0.00	0.00	NA	NA
(g)	Foreign Venture Capital Investors	-	-	-	0.00	0.00	NA	NA
(h)	Qualified Foreign Investor	-	-	-	0.00	0.00	NA	NA
(i)	Any Other (specify)	-	-	-	0.00	0.00	NA	NA
	Sub-Total (B)(1)	8	2,577,386	2,577,246	5.15	5.15	NA	NA
B 2	Non-institutions							
(a)	Bodies Corporate	290	2,655,248	2,652,489	5.31	5.31	NA	NA
(b)	Individuals							
(b-I)	Individual shareholders holding nominal share capital up to Rs 1 lakh	11,380	11,463,383	9,343,001	22.90	22.90	NA	NA
(b-II)	Individual shareholders holding nominal share capital in excess of Rs. 1 lakh.	10	1,983,341	1,797,491	3.96	3.96	NA	NA
(c)	Qualified Foreign Investor	-	-	-	0.00	0.00	NA	NA
(d)	Any Other (specify)	-	-	-	0.00	0.00	NA	NA
(d-i)	Individual Directors	1	116	116	0.00	0.00	NA	NA



Name of the Company :		Elgi Rubber Company Limited						
Scrip Code : ELGIRUBCO		Quarter ended: 31/03/2014						
Category code	Category of Shareholder	Number of Shareholders	Total number of shares	No. of shares held in dematerialised form	Total shareholding as a percentage of total no. of shares		Shares pledged or otherwise encumbered	
					As a percentage of (A+B)	As a percentage of (A+B+C)	No. of shares	As a percentage
(I)	(II)	(III)	(IV)	(V)	(VI)	(VII)	(VIII)	(IX)=(VIII)/(IV)*100
(d-ii)	NRI(Repatriate)	56	71,835	68,985	0.14	0.14	NA	NA
(d-iii)	NRI(Non-Repatriate)	21	23,618	23,618	0.05	0.05	NA	NA
	Sub-Total (B)(2)	11,758	16,197,541	13,885,700	32.36	32.36	NA	NA
(B)	Total Public Shareholding (B)= (B)(1)+(B)(2)	11,766	18,774,927	16,462,946	37.51	37.51	NA	NA
	TOTAL (A)+(B)	11,777	50,050,000	47,738,019	100.00	100.00	-	0.00
(C)	Shares held by Custodians and against which Depository Receipts have been issued							
1	Promoter & Promoter group	-	-	-	0.00	0.00	-	0.00
2	Public	-	-	-	0.00	0.00	NA	NA
	GRAND TOTAL (A)+(B)+(C)	11,777	50,050,000	47,738,019	100.00	100.00	-	0.00




Elgi Rubber Company Limited

C Shankar
C Shankar
Finance & Company Secretary

(I)(b) Statement showing holding of securities (including shares, warrant, convertible securities) of persons belonging to the category "Promoter and Promoter Group"

Sl. No.	Name of Shareholder	Details of shares held		Encumbered shares			Details of warrants		Details of convertible securities		Total shares (including underlying shares assuming full conversion of warrants and convertible securities) as a % of diluted share capital
		Number	As a % of grand total (A)+(B)+(C)	Number	As a percentage	As a % of grand total (A)+(B)+(C) of sub-clause(I)(a)	No. of warrants held	As a % total no. of warrants of the same class	No. of convertible securities	% w.r.t total no. of convertible securities of the same class	
(I)	(II)	(III)	(IV)	(V)	(VI) = (V)/(III)*100	(VII)	(VIII)	(IX)	(X)	(XI)	(XII)
1	Sudarsan Varadaraj	22,291,000	44.54	0	0.00	0.00	0	0.00	0	0.00	44.54
2	LRG Technologies Limited	3,541,475	7.08	0	0.00	0.00	0	0.00	0	0.00	7.08
3	Harsha Varadaraj	2,252,635	4.50	0	0.00	0.00	0	0.00	0	0.00	4.50
4	Varshini Varadaraj	2,252,635	4.50	0	0.00	0.00	0	0.00	0	0.00	4.50
5	Elgi Equipment Limited	763,700	1.53	0	0.00	0.00	0	0.00	0	0.00	1.53
6	Dr.Jairam Varadaraj	141,750	0.28	0	0.00	0.00	0	0.00	0	0.00	0.28
7	Sumanth R	7,875	0.02	0	0.00	0.00	0	0.00	0	0.00	0.02
8	Anvar Jay Varadaraj	7,084	0.01	0	0.00	0.00	0	0.00	0	0.00	0.01
9	Maya Jay Varadaraj	7,084	0.01	0	0.00	0.00	0	0.00	0	0.00	0.01
10	Varun Jay Varadaraj	7,084	0.01	0	0.00	0.00	0	0.00	0	0.00	0.01
11	Ramamurthi L G	2,751	0.01	0	0.00	0.00	0	0.00	0	0.00	0.01
TOTAL		31,275,073	62.49	0	0.00	0.00	0	0.00	0	0.00	62.49



Elgi Rubber Company Limited

C Shankar
C Shankar

Finance & Company Secretary

(I)(c)(i) Statement showing holding of securities (including shares, warrant, convertible securities) persons belonging to the category 'Public' and holding more than 1% of the total number of shares


Sl. No.	Name of Shareholder	No. of shares	Shares as a percentage of total No. of shares (i.e Grand total (A+B+C) indicated in statement as para (I) (a) above)	Details of warrants		Details of convertible securities		Total shares (including underlying shares assuming full conversion of warrants and convertible securities) as a % of diluted share capital
				No. of warrants held	As a % total no. of warrants of the same class	No. of convertible securities	% w.r.t total no. of convertible securities of the same class	
1	The Tamilnadu Industrial Investment Corporation Ltd	1,179,696	2.36	0	0.00	0	0.00	2.36
2	The Oriental Insurance Company Limited	1,011,468	2.02	0	0.00	0	0.00	2.02
3	Sudarshan Securities Private Limited	817,223	1.63	0	0.00	0	0.00	1.63
4	Mayank Jashwantal Shah	638,678	1.28	0	0.00	0	0.00	1.28
	TOTAL	3,647,065	7.29	0	0.00	0	0.00	7.29

(I)(c)(ii) Statement showing holding of securities (including shares, warrant, convertible securities) of persons (together with PAC) belonging to the category 'Public' and holding more than 5% of the total number of shares of the Company

Sl. No.	Name of Shareholder	No. of shares	Shares as a percentage of total No. of shares (i.e Grand total (A+B+C) indicated in statement as para (1) (a) above)	Details of warrants		Details of convertible securities		Total shares (including underlying shares assuming full conversion of warrants and convertible securities) as a % of diluted share capital
				No. of warrants held	As a % total no. of warrants of the same class	No. of convertible securities	% w.r.t total no. of convertible securities of the same class	
	TOTAL		Nil					

(I)(d) Statement showing details of locked-in-shares

Sl. No.	Name of Shareholder	No. of shares	Category of shareholders (Promoters/Public)	Shares as a percentage of total No. of shares (i.e Grand total (A+B+C) indicated in statement as para (1) (a) above)
	Nil			



Elgi Rubber Company Limited

C Shankar

Finance & Company Secretary

(II)(a) Statement showing details of Depository Receipts (DRs)


Sl. No.	Type of outstanding DR (ADRs, GDRs, SDRs, etc.)	No. of outstanding DRs	Number of shares underlying outstanding DRs	Shares underlying outstanding DRs as a percentage of total No. of shares (i.e Grand total (A+B+C) indicated in statement as para (1) (a) above)
	NOT APPLICABLE			
	TOTAL			

(II)(b) Statement showing Holding of Depository Receipts (DRs), where underlying shares held by Promoter/ Promoter group are in excess of 1% of the total number of shares

Sl. No.	Name of the DR holder	Type of outstanding DR (ADRs, GDRs, SDRs, etc.)	Number of shares underlying outstanding DRs	Shares underlying outstanding DRs as a percentage of total No. of shares (i.e Grand total (A+B+C) indicated in statement as para (1) (a) above)
	NOT APPLICABLE			
	TOTAL			

(III)(a) Statement showing the voting pattern of shareholders, if more than one class of shares/ securities is issued by the issuer

Category code	Category of Shareholder	Number of Voting rights held in each class of securities			Total Voting Rights (III=IV=V)	Total shareholding as a percentage of total no. of shares	
		Class X	Class Y	Class Z		(VI)	As a percentage of (A+B) (VII)
		(III)	(IV)	(V)			
	NOT APPLICABLE						



Pigeon Rubber Company Limited

C Shankar

Company Secretary