



**Elgi Rubber Company Limited**

2000 Trichy Road • Coimbatore 641 005 • India • CIN : L25119TZ2006PLC013144  
+91 (422) 232 1000 • info@in.elgirubber.com • www.elgirubber.com

Ref: ERCL/SEC/2019/Jun/01

19<sup>th</sup> June, 2019

To  
The Manager – Listing,  
National Stock Exchange of India Limited,  
Exchange Plaza, Bandra Kurla Complex,  
Bandra East,  
Mumbai – 400 051

Dear Sir,

Sub:- Submission of the statement of Related party transactions of the company  
for the year ended 31<sup>st</sup> March 2019

Ref:- SYMBOL - ELGIRUBCO

Pursuant to Regulation 23(9) of SEBI (Listing Obligations and Disclosure Requirements) Regulations, 2015, we are submitting herewith the statement of related party transactions for the year ended 31<sup>st</sup> March 2019.

Kindly take the same on record and acknowledge the receipt.

Thanking you,

Yours Sincerely,  
For Elgi Rubber Company Limited,

Santhanakrishnan V  
Company Secretary & Compliance officer

**Elgi Rubber Company Limited**

**Related party disclosure for the year ended March 31, 2019**


(All amounts are in Millions in INR, unless otherwise stated)

**a) Name of related party and nature of relationship**


Subsidiaries	Elgi Rubber Company LLC, USA Elgi Rubber Company Limited, Kenya Elgi Rubber Company Limited, Sri Lanka Treadsdirect Limited, Bangladesh Borrachas e Equipamentos Elgi Ltda, Brasil Elgi Rubber Company Holdings B.V., The Netherlands Rubber Resources B.V., The Netherlands Rubber Compounding Holland B.V., The Netherlands Elgi Rubber Company B.V., The Netherlands Pincott International Pty Limited, Australia Titan Tyrecare Products LLP
Other related parties	Elgi Equipments Limited LRG Technologies Limited Elgi Ultra Industries Limited Pricol Properties Limited ATS Elgi Limited Festo India Private Limited Cape Flour Mills Private Limited Industrial Air Solutions LLP Ellargi & Co.
Key management personnel	
Sudarsan Varadaraj	Chairman and Managing Director
SR Venkatachalam	Chief Financial Officer & Compliance Officer (upto August 8, 2018) Chief Financial Officer (from August 9, 2018)
V Santhanakrishnan	Company Secretary & Compliance officer (from August 9, 2018)
Relative of Key management personnel	
Harsha Varadaraj	Son of Sudarsan Varadaraj

**b) Transactions during the year**


S.No.	Nature of transactions	2018-19	2017-18
<b>1</b>	<b>Income from sale of goods</b>		
	Elgi Rubber Company LLC, USA	40.94	30.16
	Elgi Rubber Company Limited, Kenya	14.62	3.80
	Elgi Rubber Company Limited, Sri Lanka	4.32	4.01
	Borrachas e Equipamentos Elgi Ltda, Brasil	66.42	42.81
	Rubber Resources B.V., The Netherlands	199.80	228.29
	Rubber Compounding Holland B.V., The Netherlands	0.00	0.05
	Elgi Rubber Company B.V., The Netherlands	21.15	17.03
<b>2</b>	<b>Purchase of goods</b>		
	Elgi Rubber Company LLC, USA	0.47	0.82
	Borrachas e Equipamentos Elgi Ltda, Brasil	17.44	0.00
	Rubber Resources B.V., The Netherlands	0.02	0.00
	Pincott International Pty Limited, Australia	2.97	0.00
	LRG Technologies Limited	20.35	1.04
	Elgi Ultra Industries Limited	10.12	7.47
	ATS Elgi Limited	0.09	0.00
	Festo India Private Limited	0.44	3.39



S.No.	Nature of transactions	2018-19	2017-18
	<b>Purchase of goods</b>		
	Industrial Air Solutions LLP	0.31	0.00
	Ellargi & Co.	0.89	0.83
<b>3</b>	<b>Purchase of asset</b>		
	Pricol Properties Limited	0.00	29.40
<b>4</b>	<b>Reimbursement of expenses (Paid)</b>		
	Elgi Rubber Company LLC, USA	6.63	0.12
	Borrachas e Equipamentos Elgi Ltda, Brasil	0.00	3.04
	LRG Technologies Limited	6.83	5.66
<b>5</b>	<b>Rendering of services</b>		
	Elgi Equipments Limited	0.97	0.69
	LRG Technologies Limited	0.10	0.04
	Elgi Ultra Industries Limited	0.03	0.00
	Cape Flour Mills Private Limited	0.42	0.42
<b>6</b>	<b>Receiving of services</b>		
	Elgi Equipments Limited	0.10	0.19
	LRG Technologies Limited	0.28	0.10
<b>7</b>	<b>Managerial remuneration</b>		
	Sudarsan Varadaraj	6.90	6.72
<b>8</b>	<b>Salary to other key managerial personal</b>		
	SR Venkatachalam	3.45	2.57
	V Santhanakrishnan (from August 9, 2018)	0.46	1.41
	Harsha Varadaraj	1.57	1.45
<b>9</b>	<b>Rent paid</b>		
	Sudarsan Varadaraj	0.36	0.36
<b>10</b>	<b>Dividend received</b>		
	Elgi Rubber Company Limited, Sri Lanka	4.30	0.00
	Elgi Equipments Limited	0.40	0.33
<b>11</b>	<b>Interest received</b>		
	Elgi Rubber Company LLC, USA	1.81	1.19
	Borrachas e Equipamentos Elgi Ltda, Brasil	24.98	22.08
	Elgi Rubber Company Holding B.V., The Netherlands	7.53	7.06
	Pincott International Pty Limited, Australia	2.74	0.76
<b>12</b>	<b>Interest paid</b>		
	Sudarsan Varadaraj	4.61	6.77
<b>13</b>	<b>Loan given</b>		
	Elgi Rubber Company LLC, USA	6.90	9.75
	Borrachas e Equipamentos Elgi Ltda, Brasil	0.00	24.55
	Elgi Rubber Company Holdings B.V., The Netherlands	42.30	19.96
	Pincott International Pty Limited, Australia	33.40	0.00
<b>14</b>	<b>Loan repaid</b>		
	Elgi Rubber Company Holdings B.V., The Netherlands	42.30	0.00



S.No.	Nature of transactions	2018-19	2017-18
<b>15</b>	<b>Guarantees extended (+) / Reduced (-)</b>		
	Elgi Rubber Company LLC, USA	USD (0.43)	USD (0.43)
	Elgi Rubber Company Holdings B.V., The Netherlands	EUR (0.41)	EUR 6.10
	Rubber Resources B.V., The Netherlands	EUR (0.50)	EUR (4.69)
	Pincott International Pty Limited, Australia	USD (0.50)	0
<b>16</b>	<b>Sudarsan Varadaraj</b>		
	Loans taken	32.30	11.99
	Loans repaid	72.85	6.89
<b>c) Balances at the end of the year</b>			
<b>S.No.</b>	<b>Particulars of balances at the end of the year</b>		
<b>1</b>	<b>Guarantees outstanding</b>		
	Elgi Rubber Company LLC, USA	USD 4.10	USD 4.53
	Elgi Rubber Company Holdings B.V., The Netherlands	EUR 11.69	EUR 12.10
	Rubber Resources B.V., The Netherlands	EUR 1.75	EUR 2.37
	Pincott International Pty Limited, Australia	0	USD 0.50
<b>2</b>	<b>Loan payables</b>		
	Sudarsan Varadaraj	34.15	74.70
<b>3</b>	<b>Trade receivables</b>		
	Elgi Rubber Company LLC, USA	118.34	82.97
	Elgi Rubber Company Limited, Kenya	14.22	3.80
	Elgi Rubber Company Limited, Sri Lanka	0.00	0.00
	Borrachas e Equipamentos Elgi Ltda, Brasil	127.08	64.82
	Elgi Rubber Company Holdings B.V., The Netherlands	1.39	0.00
	Rubber Resources B.V., The Netherlands	113.01	66.69
	Elgi Rubber Company B.V., The Netherlands	19.51	21.42
	Rubber Compounding Holland B.V., The Netherlands	-0.01	-0.01
	Pincott International Pty Limited, Australia	-2.49	0.00
	Elgi Equipments Limited	0.23	0.28
	LRG Technologies Limited	-0.23	0.00
<b>4</b>	<b>Other receivables</b>		
	Elgi Rubber Company LLC, USA	23.38	17.72
	Borrachas e Equipamentos Elgi Ltda, Brasil	0.00	2.70
	Elgi Rubber Company Holdings B.V., The Netherlands	25.37	18.91
	Rubber Resources B.V., The Netherlands	0.00	22.54
	Elgi Rubber Company B.V., The Netherlands	0.00	0.00
	LRG Technologies Limited	0.00	3.12
	Cape Flour Mills Private Limited	0.09	0.00
<b>5</b>	<b>Security Deposit paid</b>		
	Ellargi & Co.	0.10	0.10
<b>6</b>	<b>Security Deposit received</b>		
	LRG Technologies Limited	0.05	0.05
	Cape Flour Mills Private Limited	0.07	0.07
<b>7</b>	<b>Advance paid for purchase of Capital Goods</b>		
	Borrachas e Equipamentos Elgi Ltda, Brasil	0.03	15.63



S.No.	Nature of transactions	2018-19	2017-18
<b>8</b>	<b>Trade and other Payables</b>		
	Elgi Rubber Company LLC, USA	0.51	0.77
	Borrachas e Equipamentos Elgi Ltda, Brasil	0.02	0.02
	Elgi Rubber Company B.V., The Netherlands	0.02	0.00
	Pincott International Pty Limited, Australia	2.88	0.06
	Titan Tyrecare Products LLP, India	0.00	17.02
	Elgi Ultra Industries Limited	1.22	0.35
	Festo India Private Limited	0.00	0.23
	Ellargi & Co.	0.03	0.08
<b>9</b>	<b>Dividend receivable</b>		
	Treadsdirect Limited, Bangladesh	0.34	0.34
<b>10</b>	<b>Amount receivable</b>		
	Elgi Rubber Company LLC, USA	24.21	16.26
	Borrachas e Equipamentos Elgi Ltda, Brasil	456.53	429.29
	Elgi Rubber Company Holdings B.V., The Netherlands	69.93	72.56
	Pincott International Pty Limited, Australia	47.38	12.03
<b>11</b>	<b>Amount payable</b>		
	Pincott International Pty Limited, Australia	2.97	2.39
<b>12</b>	<b>Interest receivable</b>		
	Borrachas e Equipamentos Elgi Ltda, Brasil	69.53	42.16
	Elgi Rubber Company LLC, USA	3.25	1.37
	Elgi Rubber Company Holdings B.V., The Netherlands	20.92	14.19
	Pincott International Pty Limited, Australia	3.76	0.99

