

Truck & Bus - Bias Tyres



Drive Wheel _____



DFS04



Tyre Size	Width in mm	NSD in mm	Length in mm	Avg wt / belt in Kg
10.00 - 20	205	14.0	3250	10.33
295/95 D 20	205	14.0	3250	10.33

XB



Tyre Size	Width in mm	NSD in mm	Length in mm	Avg wt / belt in Kg
10.00 - 20	205	15.0	3250	10.99
295/95 D 20	205	15.0	3250	10.99
10.00 - 20	215	15.0	3250	11.51
295/95 D 20	215	15.0	3250	11.51

TZT



Tyre Size	Width in mm	NSD in mm	Length in mm	Avg wt / belt in Kg
10.00 - 20	205	15.0	3250	10.92
295/95 D 20	205	15.0	3250	10.92
10.00 - 20	210	14.0	3250	10.50
295/95 D 20	210	14.0	3250	10.50
10.00 - 20	215	16.0	3250	13.23
295/95 D 20	215	16.0	3250	13.23

JT



Tyre Size	Width in mm	NSD in mm	Length in mm	Avg wt / belt in Kg
7.50-20	170	14.0	3000	8.27
8.25 - 20	185	15.0	3000	9.09
9.00-20	195	15.0	3140	10.30
10.00 - 20	205	15.0	3250	11.12
295/95 D 20	205	15.0	3250	11.12
10.00 - 20	215	15.0	3250	11.63
295/95 D 20	215	15.0	3250	11.63



Elgi Rubber Company Limited

S.F No. 164/2, Pollachi Road, SIDCO Industrial Estate, Kurichi - Coimbatore - 641 021 - India

+91 (422) 232 1000 - info@in.elgirubber.com - www.elgirubber.com

Truck & Bus - Bias Tyres













Drive Wheel _____



TSL

JT LN

				
Tyre Size	Width in mm	NSD in mm	Length in mm	Avg wt / belt in Kg
10.00 - 20	215	15.0	3250	11.41
295/95 D 20	215	15.0	3250	11.41

				
Tyre Size	Width in mm	NSD in mm	Length in mm	Avg wt / belt in Kg
10.00 - 20	205	11.0	3250	8.29
295/95 D 20	205	11.0	3250	8.29
8.25 - 20	185	11.0	3000	6.90